

## Zedi Composition Management (ZCM) Updates

Gain more insight with Zedi Composition Management and our new enhancements. Zedi continues to improve the ZCM platform based on your feedback. We're always looking for ways to make your user experience better. We are excited to inform you of the new improvements we've made based on your request.

### What's New in ZCM?

- Allow email notifications on overdue sample points page
- Ability to send approved analysis back to pending status
- Ability to copy sample points to allow for quicker set up of new wells

### When is this happening?

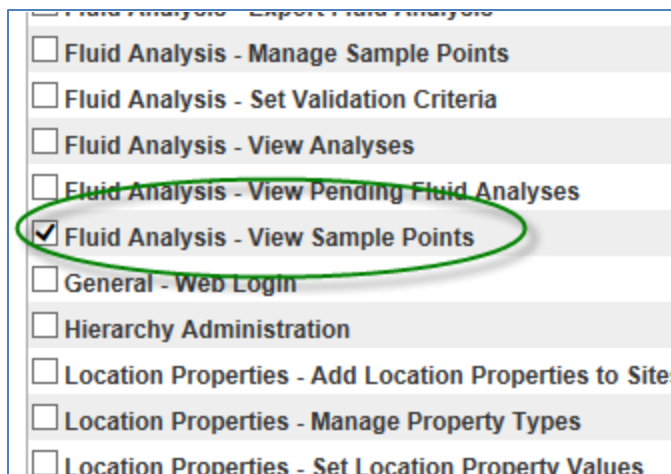
**MARCH 24, 2017**

### Where can I find this change?

Zedi Access, Operations

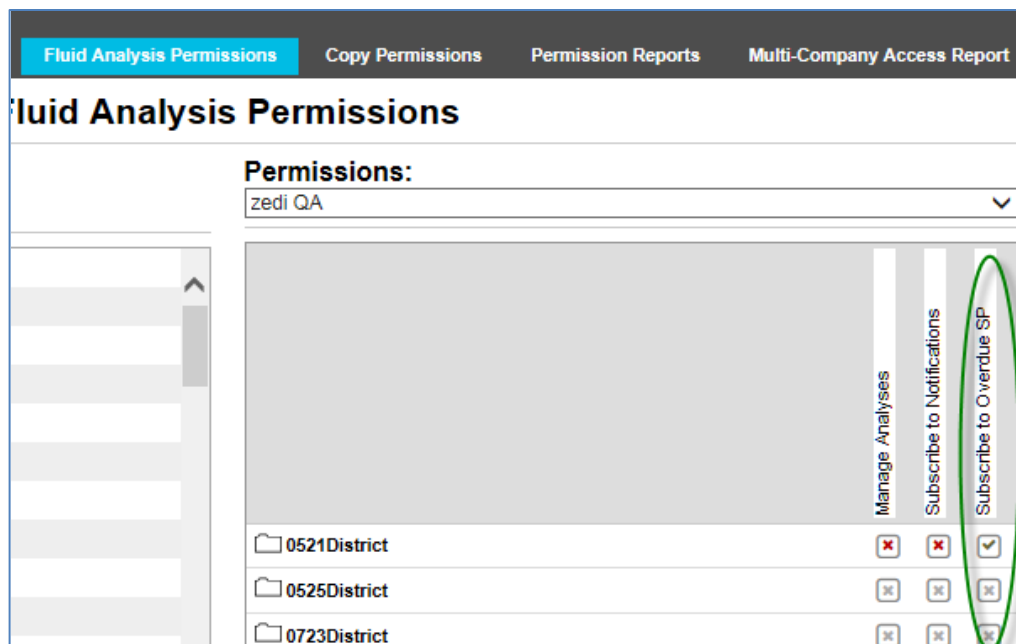
## Allow email notifications on overdue samples

- If you have Fluid Analysis – View Sample Point permission under Web Permissions and Subscribe to Overdue SP (sample point) under Fluid Analysis Permissions you will receive email notification regarding sample points that are overdue.



A screenshot of a permissions configuration window. The window title is 'Fluid Analysis - Export Fluid Analyses'. It contains a list of permissions with checkboxes. The checkbox for 'Fluid Analysis - View Sample Points' is checked and circled in green. Other permissions include 'Fluid Analysis - Manage Sample Points', 'Fluid Analysis - Set Validation Criteria', 'Fluid Analysis - View Analyses', 'Fluid Analysis - View Pending Fluid Analyses', 'General - Web Login', 'Hierarchy Administration', 'Location Properties - Add Location Properties to Sites', 'Location Properties - Manage Property Types', and 'Location Properties - Set Location Property Values'.

Permission	Checked
Fluid Analysis - Manage Sample Points	<input type="checkbox"/>
Fluid Analysis - Set Validation Criteria	<input type="checkbox"/>
Fluid Analysis - View Analyses	<input type="checkbox"/>
Fluid Analysis - View Pending Fluid Analyses	<input type="checkbox"/>
Fluid Analysis - View Sample Points	<input checked="" type="checkbox"/>
General - Web Login	<input type="checkbox"/>
Hierarchy Administration	<input type="checkbox"/>
Location Properties - Add Location Properties to Sites	<input type="checkbox"/>
Location Properties - Manage Property Types	<input type="checkbox"/>
Location Properties - Set Location Property Values	<input type="checkbox"/>












A screenshot of the 'Fluid Analysis Permissions' configuration page. The page title is 'Fluid Analysis Permissions'. The 'Permissions:' dropdown is set to 'zedi QA'. The page shows a table of permissions for three districts: 0521District, 0525District, and 0723District. The 'Subscribe to Overdue SP' column is circled in green, and the checkbox for this permission is checked for the 0521District.

	Manage Analyses	Subscribe to Notifications	Subscribe to Overdue SP
0521District	<input type="checkbox"/>	<input type="checkbox"/>	<input checked="" type="checkbox"/>
0525District	<input type="checkbox"/>	<input type="checkbox"/>	<input type="checkbox"/>
0723District	<input type="checkbox"/>	<input type="checkbox"/>	<input type="checkbox"/>

## Ability to send approved analysis back to pending status







- Analysis that has been approved, but not yet written down to the device will still be able to move back to pending status.

<input type="checkbox"/>	<b>TestGasSync</b>	<b>Gas Well #2</b>   Meter Run test1 UWI: 100020200202W500test	Jan 10, 2017	Gas	 APPROVED	 View 
<input type="checkbox"/>	<b>LX3</b>	<b>test</b>   test UWI: 200D096H094A1500	Dec 10, 2016	Gas 	 APPROVED	 View
<input type="checkbox"/>	<b>LX3</b>	<b>test</b>   test UWI: 200D096H094A1500	Dec 09, 2016	Gas 	 APPROVED	 View

- Once the analysis is written down to the device, that button is no longer displayed.
- If there are multiple analyses approved on that sample point, you can send them back to pending from the latest to oldest one after the other.
- NOTE: Previous approval information will be gone in the process of moving an analysis back to pending.

## Template for adding new wells

- When clicking on the list icon on the sample point's page, you will see a new option added called Copy Sample Point.
- Clicking on this feature will open a copy of the selected sample point in edit mode.
- Make the changes needed and save to create the new sample point.
- NOTE: If you are creating the same product type sample point (e.g.: copying from a gas sample point to create a new gas sample point) this will copy the validation criteria as well.

TestGasSync	TestGasSync	Calgary	N/A	Gas	Active	Jan 10, 2017	1	
<div style="border: 1px solid gray; padding: 5px;"> <ul style="list-style-type: none"> <li> View Current Analysis</li> <li> List Analyses</li> <li> Edit Sample Point</li> <li> Set Validation Criteria</li> <li> Copy Sample Point</li> </ul> </div>								