

ZEDI ROUGHNECK RELEASE

ZEDI ROUGHNECK ENHANCEMENTS

Gain more insight to our new enhancement to Zedi Roughneck. Zedi continues to improve the platform based on the feedback that you have provided. We are always looking for ways to make your user experience and work processes better.

What's new in Zedi Roughneck?

1. Ability to put maintenance groups/schedules on **hold**.

This simple process allows you to put groups and schedules on hold so they won't generate new unnecessary work orders, these groups can then be easily restarted again when required and finally all of the maintenance history will be saved for reference for that particular work order.

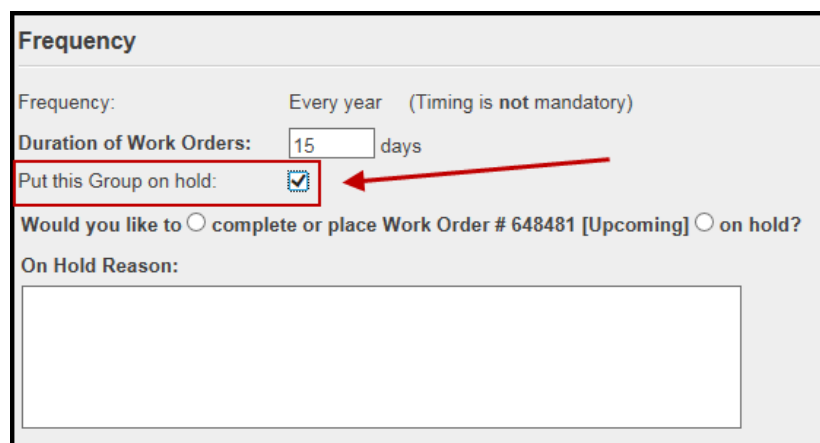
When is this happening?

March 8th, 2017

How do you use this update?

Putting a Group on Hold

You now will have the ability to modify an active group to be on hold. The on hold group won't generate new work orders until the on hold status is removed. First, you must search and select the particular Group you are looking to want to put on hold. Once the group is selected, to put a group on hold you must check off the box beside "Put this group on hold" in the Frequency section of the current group page.



The screenshot shows a form titled "Frequency" with the following fields and options:

- Frequency: Every year (Timing is not mandatory)
- Duration of Work Orders: 15 days
- Put this Group on hold: (indicated by a red box and a red arrow pointing to it)
- Would you like to complete or place Work Order # 648481 [Upcoming] on hold?
- On Hold Reason: [Empty text box]

Please note that to successfully place a group on hold one must complete all of the following:

1. Check of the selection box.
2. Provide a description within the On Hold Reason section.


Current Work Order Options

When putting a group on hold, you are able to either: Complete the current work order as normal **or** place the current work order on hold.

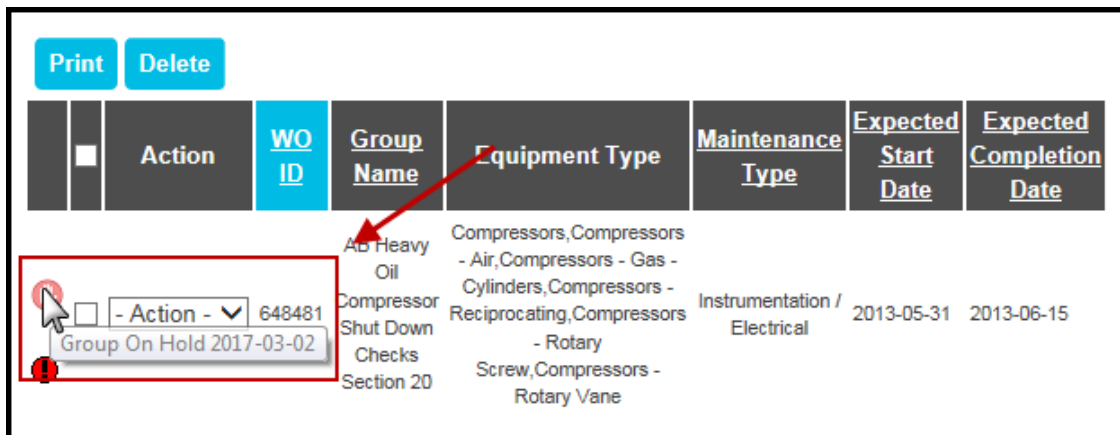
If you choose to complete the current work order, the status will remain the same as either upcoming or active. Also, you will not be able to change the dates on the next scheduled work order. Otherwise, you would complete the work order as normal. Moving forward all future work orders will automatically be put on hold.

If you choose to place the current work order on hold, complete the above steps to put a group on hold and then click submit at the bottom of the page. This current work order and all future work orders will be put on hold moving forward.

On Hold Work Orders

Any work order that has been placed on hold will now have a new icon,  to indicate “On Hold.”

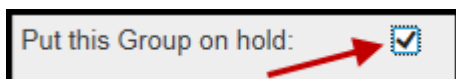
Also, if you were to hover over the new On Hold icon, you will see the date in which the work order was placed on hold.



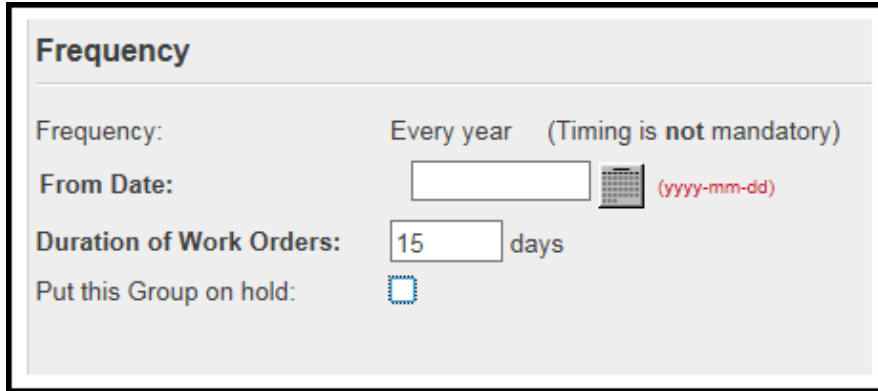
	Action	WO ID	Group Name	Equipment Type	Maintenance Type	Expected Start Date	Expected Completion Date
<input type="checkbox"/>	- Action -	648481	Ab Heavy Oil Compressor Shut Down Checks Section 20	Compressors,Compressors - Air,Compressors - Gas - Cylinders,Compressors - Reciprocating,Compressors - Rotary Screw,Compressors - Rotary Vane	Instrumentation / Electrical	2013-05-31	2013-06-15

Removing a Group from On Hold

To take a group out of being on hold or to modify a work order, you would uncheck the “Put this group on hold” checkbox in regards to the specific group.




When you choose to modify a group that is on hold, everything on the edit page will be greyed out and cannot be selected until the group is taken out of on hold status. When you uncheck the “Put this group on hold” check box, the From Date input form shows up under the Frequency Section. You are now able enter a new start date and the work order dates moving forward will be calculated based on this new timeframe.



Frequency

Frequency: Every year (Timing is not mandatory)

From Date:  (yyyy-mm-dd)

Duration of Work Orders: days

Put this Group on hold:

Once the appropriate changes have been completed, continue to the bottom and select Submit.

If you have any questions about this update please contact Roughneck Support at 1-866-732-6967 or roughnecksupport@zedisolutions.com