

## ZEDI ACCESS RELEASE

### ZEDI COMPOSITION MANAGEMENT ENHANCEMENTS

Gain more insight to our new enhancements to Zedi Composition Management. Zedi continues to improve the platform based on the feedback that you have provided. We are always looking for ways to make your user experience and work processes better.

#### What's new in Zedi Composition Management?

- 1) New options to setting your Validation Criteria
- 2) View-only users are now enabled for Zedi Composition Management
- 3) Ability to Auto Approve your fluid analyses.

#### When is this happening?

- February 17<sup>th</sup>, 2017

#### Where can I find this change?

##### 1) New Validation Criteria option using Minimum and Maximum Values.

Zedi Composition Management uses Volume Validation to allow users to see any anomalies or changes within their current composition compared to the historical compositions.

Users now have the option to set their validation criteria to either a percentage tolerance **or** have a minimum and maximum amount of molar fractions per gas component. Having the ability to select the validation criteria grants the users more control of how their compositions are monitored. This allows for more accurate validation flagging on each and every sample point.

The screenshot shows the 'Fluid Analysis Validation Criteria' interface. It has tabs for 'Gas', 'Hydrocarbon', and 'Oil'. The 'Gas' tab is active. The interface lists various gas components and their validation criteria. A red box labeled '1' highlights the 'Value' dropdown menu for the 'He' component, which is currently set to 'Value'. Another red box labeled '2' highlights the percentage dropdown menu for the 'C7' component, which is currently set to '%'. The 'Min' and 'Max' input fields are also visible for the 'He' component, with 'Min' set to '1' and 'Max' set to 'Max'.

Component	Criteria	Value
H <sub>2</sub>	Value	0
He	Value	5
N <sub>2</sub>	%	5
CO <sub>2</sub>	%	5
H <sub>2</sub> S	%	5
C <sub>1</sub>	%	5
C <sub>2</sub>	%	5
C <sub>3</sub>	%	5
iC <sub>4</sub>	%	5
nC <sub>4</sub>	%	5
iC <sub>5</sub>	%	5
nC <sub>5</sub>	%	5
C <sub>6</sub>	%	5
C <sub>7</sub>	%	5
C <sub>8</sub>	%	5
C <sub>9</sub>	%	5
C <sub>10</sub>	%	5
C <sub>11</sub>	%	5
C <sub>12</sub>	%	5
C <sub>6+</sub>	%	5
C <sub>7+</sub>	%	5
C <sub>10+</sub>	%	5
C <sub>12+</sub>	%	5
Heating Value	%	5
Relative Density	%	5

1. Shows the range for the specific gas components. Here the user is able to select the Minimum and Maximum amount of molar fractions as the criteria. If the next gas composition received has a molar fraction value within that range, it will pass validation and will not be flagged. If the molar fraction value is outside of the stated range, then the component value will be flagged for review.
2. This is the validation feature which uses a percentage amount to validate the gas components. The specific component is compared to the three prior approved gas compositions received. If the variance between the new gas component and the average of that component from the three prior approved compositions is within the percentage value, it will pass the validation and if the percentage has changed by more than the percentage value, the component will be flagged for review.

We recommend that users standardize their validation method to be the same per sample point. Each sample point should either have all percentage value criteria or a fixed minimum and maximum, rather than having a blend of both for a single sample point. By doing so, this will allow for easier comparison per composition while still being able to monitor anomalies within the compositions.

## 2) View-only users are now enabled for Zedi Composition Management.

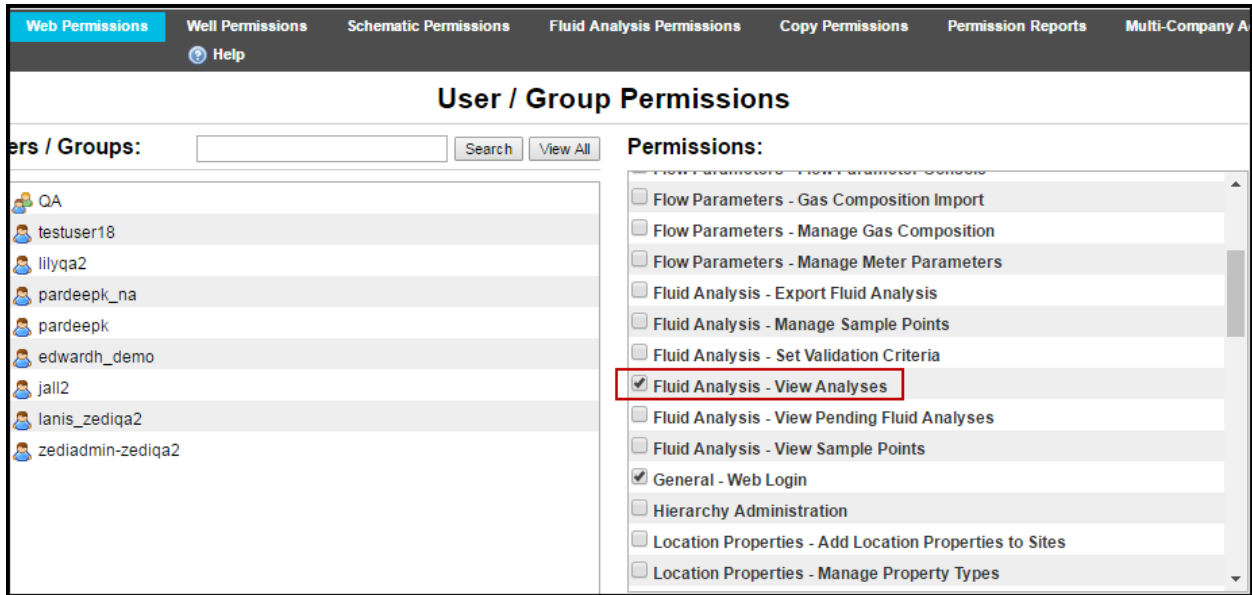
View-only access can now be granted to users so they may only view approved analysis on Zedi Composition Management. This allows for greater visibility amongst an organization regarding the compositions they are receiving from their locations. This gives certain team members the ability to view the approved gas compositions while ensuring that users aren't viewing pending or rejected analyses.

As seen in the example below, a view-only user will be able to see the summary of all current analyses and whether they are Rejected, Pending or have been Approved. But, they will only be able to see the corresponding analyses that have been approved by selecting the view button.

The screenshot displays the 'Search Fluid Analyses' interface. At the top, there is a search bar with 'Search Criteria' and a 'Search' button. Below the search bar, there are filters for 'Sample Date', 'Start Date' (2016-08-14), and 'End Date' (2017-02-14). The results section shows 341 results. A table lists several analyses with columns for name, test details, date, type, and status. The status column includes icons for REJECTED (red X), PENDING (blue arrow), and APPROVED (green checkmark). A red arrow points to a 'View' button (with a person icon) next to the 'Sales Condensate (Pressurized)' entry, which is marked as APPROVED. Other 'View' buttons are visible for the 'Sales Gas Meter Run' entry.

Name	Test	Date	Type	Status	Action
gas bonnie	test   test UWI: 200D096H094A1500	Feb 09, 2017	Gas	REJECTED	
gas bonnie	test   test UWI: Ambikatesting	Feb 09, 2017	Gas	PENDING	
OII SP1	test   test UWI: 200D096H094A1500	Feb 05, 2017	Oil	PENDING	
Feb9Test2	Well #1   SIGHTGLASS UWI: 100010100101W500	Dec 23, 2016	Hydrocarbon	PENDING	
<input type="checkbox"/> Sales Condensate (Pressurized)		Nov 29, 2016	Hydrocarbon	APPROVED	<input type="button" value="View"/>
<input type="checkbox"/> Sales Gas Meter Run		Nov 29, 2016	Gas	APPROVED	<input type="button" value="View"/>

This new feature can be applied to any Zedi Composition Management user by adjusting their Web Permissions. This can be accessed through the Admin tab and selecting Users, then by **only** selecting the permission, Fluid Analysis- View Analyses. As per the example below:



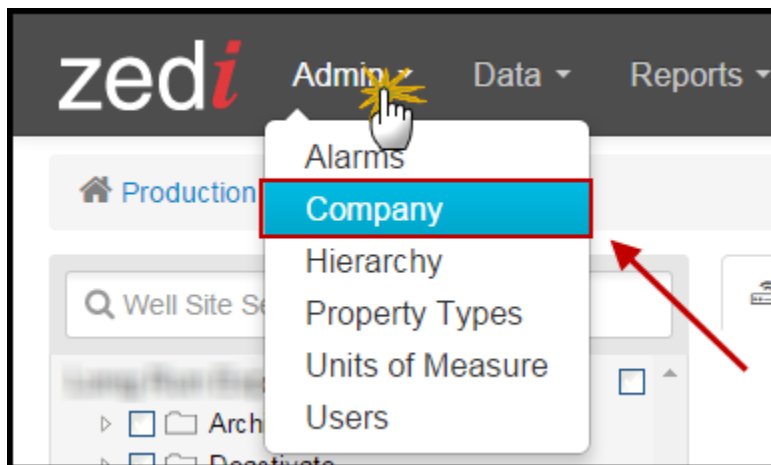
PLEASE NOTE: That all other Fluid Analysis, Web Permissions must **not** be selected for the view-only user feature to be initiated.

### 3) New time-saving ability to Auto-Approve your fluid analyses.

Users now have the ability to automatically approve new fluid analyses which are loaded into Zedi Composition Management, should the user wish to enable the feature.

Activating this feature will save time and bring added efficiency by automating approvals for gas compositions that don't vary outside the user defined limits.

To begin, users must enable the feature flag within the company settings page by following the steps below:



**zedi**  
Help

[Company Security Settings](#)  
[Company Schematics Logo](#)  
[View User Logins](#)

**Company Information**

**Short Name**  
A short version of the company name: zedi QA

**Legal Name**  
The legal operating name: zedi QA

**Address**  
The complete billing address: 1855, 94 St NW

**Contact**  
The central point of contact: zediadmin-zediqa

**Notes**  
Any extra notes about this company: This company is for QA use only

**Lab Analysis Company Code**  
The code used by labs to upload fluid analysis: ZED617

**Gas Analysis Report Type**  
The default gas analysis report type: Standard

**Auto Approve Fluid Analysis**  
Enables auto approval of imported fluid analyses if they pass validation:

**Monthly Volume Validation**  
The default option for monthly volume validation: Manual

[Save](#)

**Please Note:** If users are unable to access this screen, please contact your company administrator to assist.

Once enabled, **ALL** locations that comply with the following criteria will be automatically approved by Zedi Composition Management. Those three criteria which **must be** met before the fluid analysis will be auto-approved are:

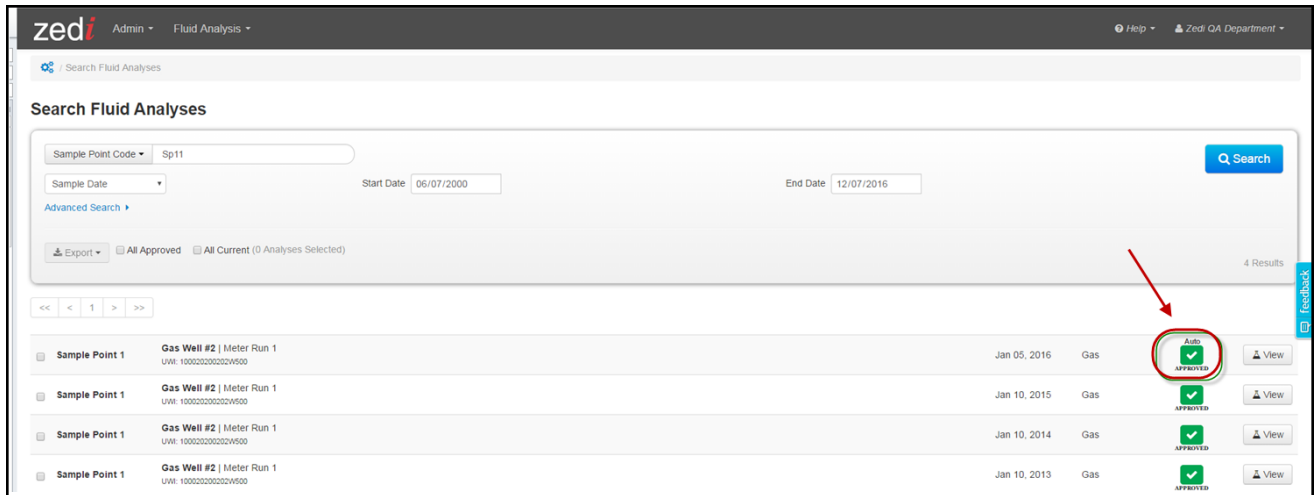
1. The sample point has three previous analyses approved.
2. The current analysis does not have any validation warnings or errors.
3. There are no previous pending analyses awaiting approval for the specific sample point.

If any of the above criteria are **not** met, the analyses will be moved to the Pending Analyses page and will have to be approved manually, as per standard work flow.

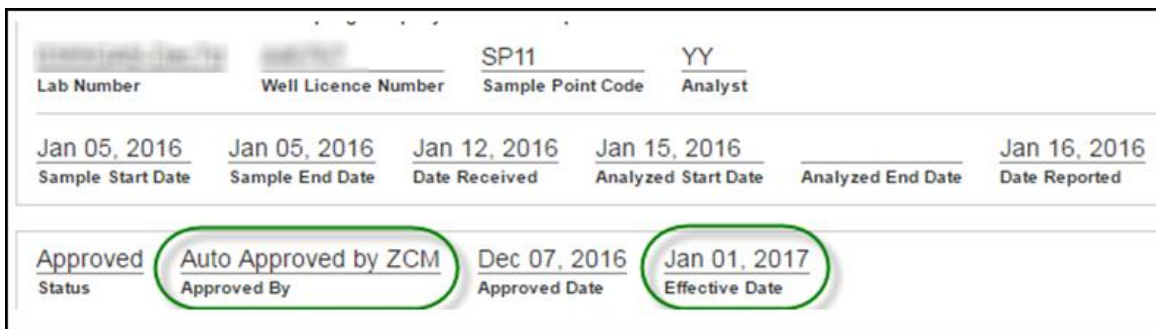
Also, Users can confirm which analyses have been auto-approved by looking for the following:

1. On the Search Fluid Analyses page, the new icon will read Auto Approved.

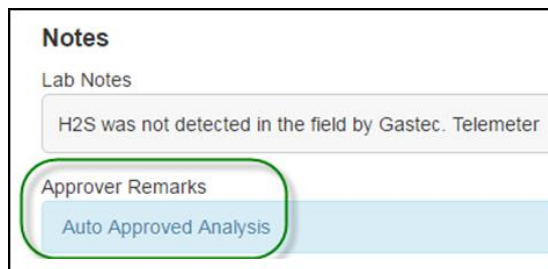




- When viewing the analysis, the Approved By field will read “Auto Approved by ZCM”. For Canadian customers, the Effective Date will be the first day of the next month. For American customers, the Effective Date will be the first date of the month in which the gas composition was reported.



- Approver Remarks will also read “Auto Approved Analysis”



If you have any questions about this update please contact Zedi Customer Care at [support@zedi.ca](mailto:support@zedi.ca) or 1-866-732-6967.